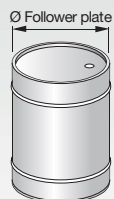




Union Ø 30



Art. 66265  
Art. 66310  
Art. 66340

## FOLLOWER PLATE FOR PUMPS SERIES 600 - 700 WITH SUCTION TUBE Ø 30

Art. 66265

Follower plate ø 265 mm (drums internal ø 240 - 260 mm)

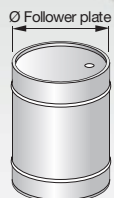
Art. 66310

Follower plate ø 310 mm (drums internal ø 255 - 300 mm)

Art. 66340

Follower plate ø 340 mm (drums internal ø 300 - 330 mm)

Union Ø 30



Art. 66370  
Art. 66400  
Art. 66590

## FOLLOWER PLATE FOR PUMPS SERIES 600 - 700 WITH SUCTION TUBE Ø 30

Art. 66370

Follower plate ø 370 mm (drums internal ø 335 - 360 mm)

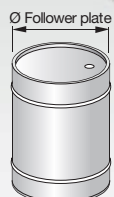

Art. 66400

Follower plate ø 400 mm (drums internal ø 360 - 400 mm)

Art. 66590

Follower plate ø 585 mm (drums internal ø 540 - 580 mm)

Union Ø 45



Art. 10/60  
Art. 10/61  
Art. 10/62

## FOLLOWER PLATE FOR PUMPS SERIES 900 WITH SUCTION TUBE Ø 45

Art. 10/60

Follower plate ø 585 mm (drums internal ø 540 - 580 mm)

Art. 10/61

Follower plate ø 400 mm (drums internal ø 360 - 400 mm)

Art. 10/62

Follower plate ø 370 mm (drums internal ø 335 - 360 mm)